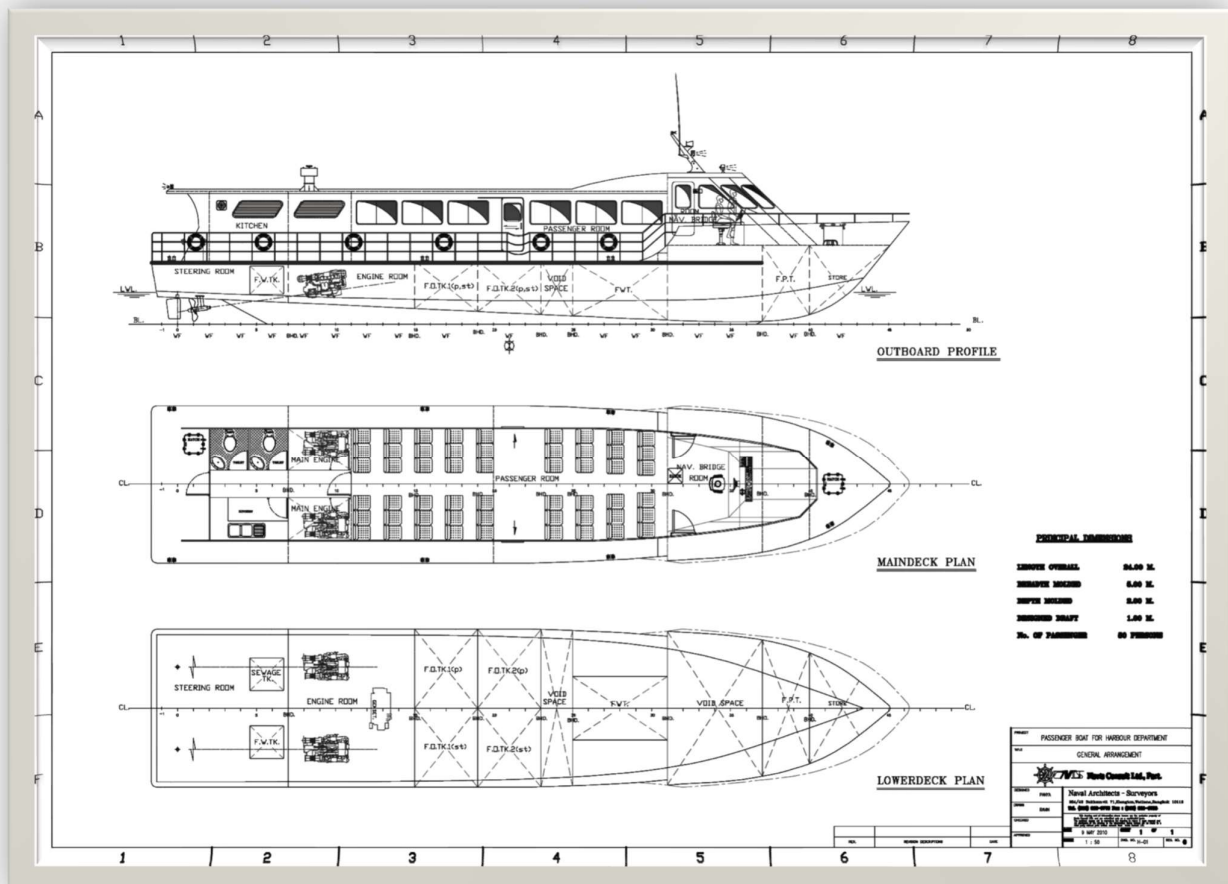
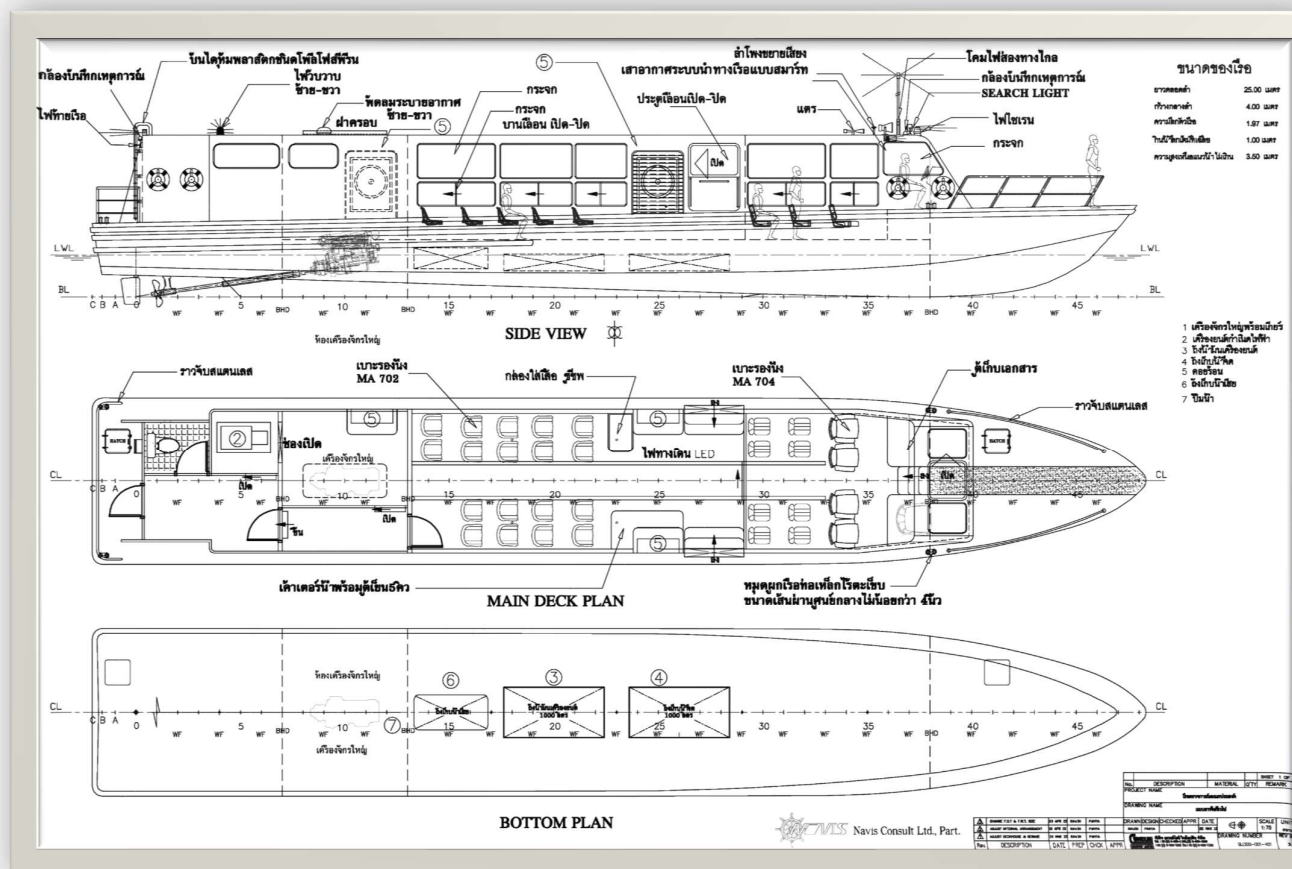
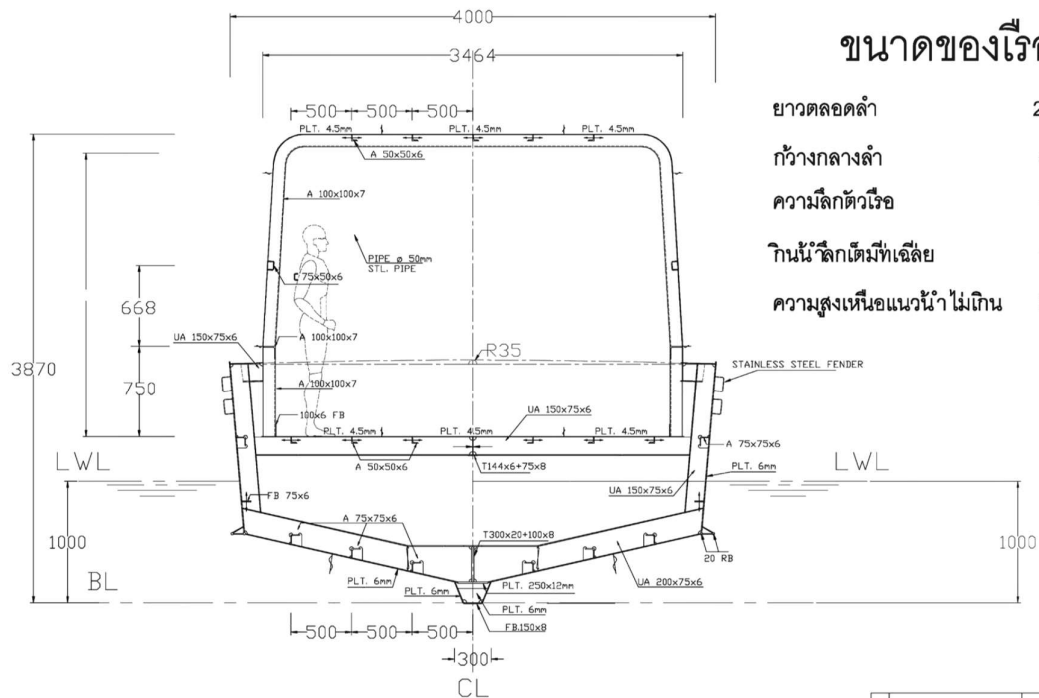


The river inspection boats for the Thai Marine department, Ministry of Transport were designed and supervised by Navis Consult in 2010. The boats are fully equipped with inspector seats for 50 persons with 2 toilets and a control room. The boat size is 24.00 m long, 5.00 m wide and 2.00 m deep. The main engine power is 2x350 BHP. The main generator power is 50 kW / 380V / 50 HZ. Operating speed 10 - 12 knots.



A white motorboat with the number 385 and a star insignia on its side, docked at a pier. The boat has a canopy and is surrounded by water and trees in the background.





ขนาดของเรือ

ยาวตลอดลำ	25.00 เมตร
กว้างกลางลำ	4.00 เมตร
ความลึกตัวเรือ	1.97 เมตร
กินน้ำลึกเต็มที่เฉลี่ย	1.00 เมตร
ความสูงเหนือแนวน้ำไม่กิน	3.50 เมตร


TYPICAL WEB FRAME
LOOKING FWD.




Navis Consult Ltd., Part.

No.	DESCRIPTION	MATERIAL	Q'TY	REMARK
PROJECT NAME				
ชื่อโครงการ				
DRAWING NAME				
แบบโครงสร้าง				
DRAWN/DESIGN/CHECKED/APP'R DATE				
SCALE UNIT				
1:25 mm				
DRAWING NUMBER				
REV No				
3				

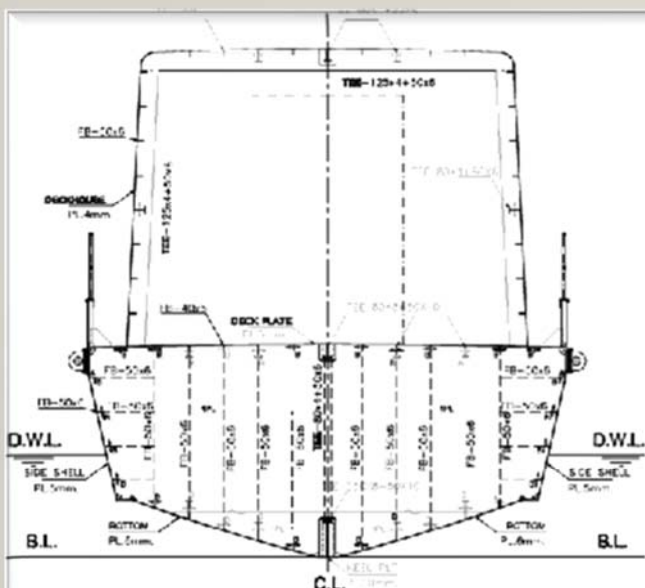
The ambulance boat for Map Ta Phut Industrial Port was designed and supervised by Navis Consult in 2024-25. The boat is an aluminum alloy hull built by A & Marine (Thai) Co., Ltd. The boat is fully equipped with emergency first aid system with a negative pressure room and seats for 15 persons with 1 toilet and a control room. The boat size is 12.60 m long, 3.50 m wide and 1.52 m deep. The propulsive system is 3 x 250 BHP outboard engines. Operating speed is 30 knots.



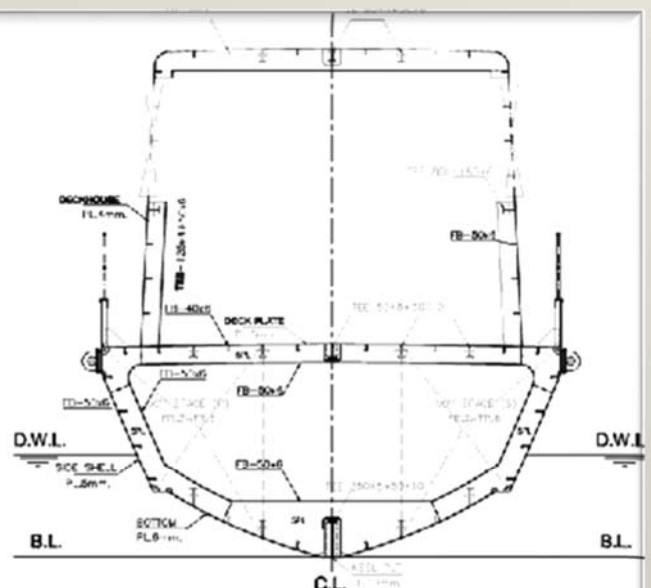
LAUNCHING



GENERAL ARRANGEMENT



Frame Section No.12
BHD



Frame Section No.16
WF

